

Presentation to Kansas 3R Legislative Committee

First Review of the Data: Emerging Opportunities

**Dr. Tony Fabelo
Angie Gunter**
The JFA Institute

**Eric Cadora
Charles Swartz**
*Justice Mapping Center at JFA Institute and
Columbia University*

Overview of December 8, 2004 Site Visit

- **Framework of Tough and Smart Policies in Place**
- **Framework Under Pressure**
- **Opportunities to Strengthen Framework**

Collection Now of More In-Depth Data

Trends, profile of revocations, and mapping analyses

Sentencing Commission

Probation Placement and
Revocation

DOC

Inmate Admissions
and Releases

Mapping Data

Census, DOC, TFA,
Food Stamps, Medicaid

P1: July 1 to Dec. 31, 2003

P2: Jan. 1 to June 30, 2004

P3: July 1 to Dec. 30, 2004

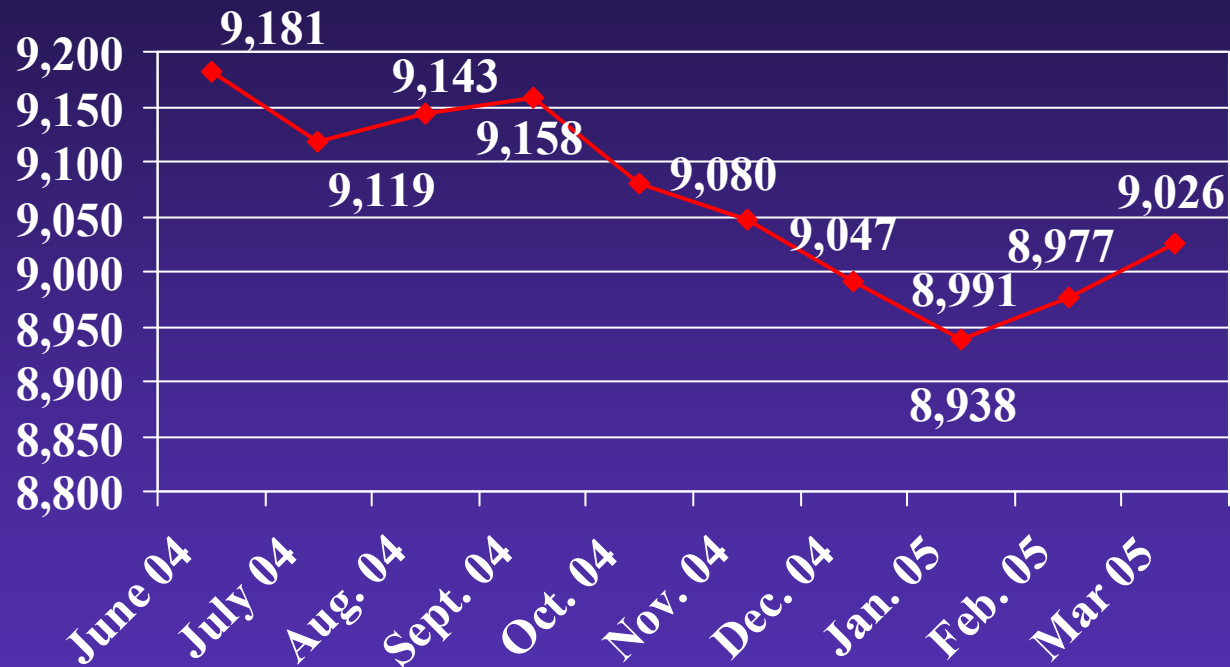
18 Month Period

Overview Today

- **Prison Population Trends**
- **Use of Prison as Intermediate Sanction**
- **Window of Opportunity**
 - ✓ **To Consider Model to Reduce Revocations to Prison**
 - ✓ **To Consider Building Community Capacity to Increase Public Safety**
 - **Eric Cadora – Mapping Analysis**

Fluctuations in Prison Population

End-of-month Inmate Population



Source: KDOC, Statistical Report, February 2005;
March population as of March 25

Decline in Prison Admissions

Period	Average Monthly Admissions	Annual Admissions
FY 2003	503	6,030
FY 2004	495	5,934
FY 2005*	469	5,631*
Change 03-05	-6.7%	- 399

* July 2004 to February 2005, extrapolated for the year.

All types of admissions have declined

Source: KDOC, Statistical Report, February 2005

Probation Numbers Have Declined

Period	Probation Revocation Hearings	Revoked to Prison	% Revoked to Prison	Placements to Probation
2 nd 6 months 03	2,496	1,150	46%	3,524
1 st 6 months 04	2,553	1,134	44%	3,607
2 nd 6 months 04	2,014	894	44%	2,940
% Change	-19.3%	-22.3%		-16.6%
Total	7,063	3,178		10,071

Decline in probation placements across offenses, counties and severity levels

Source: Analysis of Sentencing Commission data by JFA

Treatment Placements Increasing

Period	SB 123 Probation Placements
2nd 6 months 03	21
1st 6 months 04	343
2nd 6 months 04	371
Total	735



Issue to Monitor

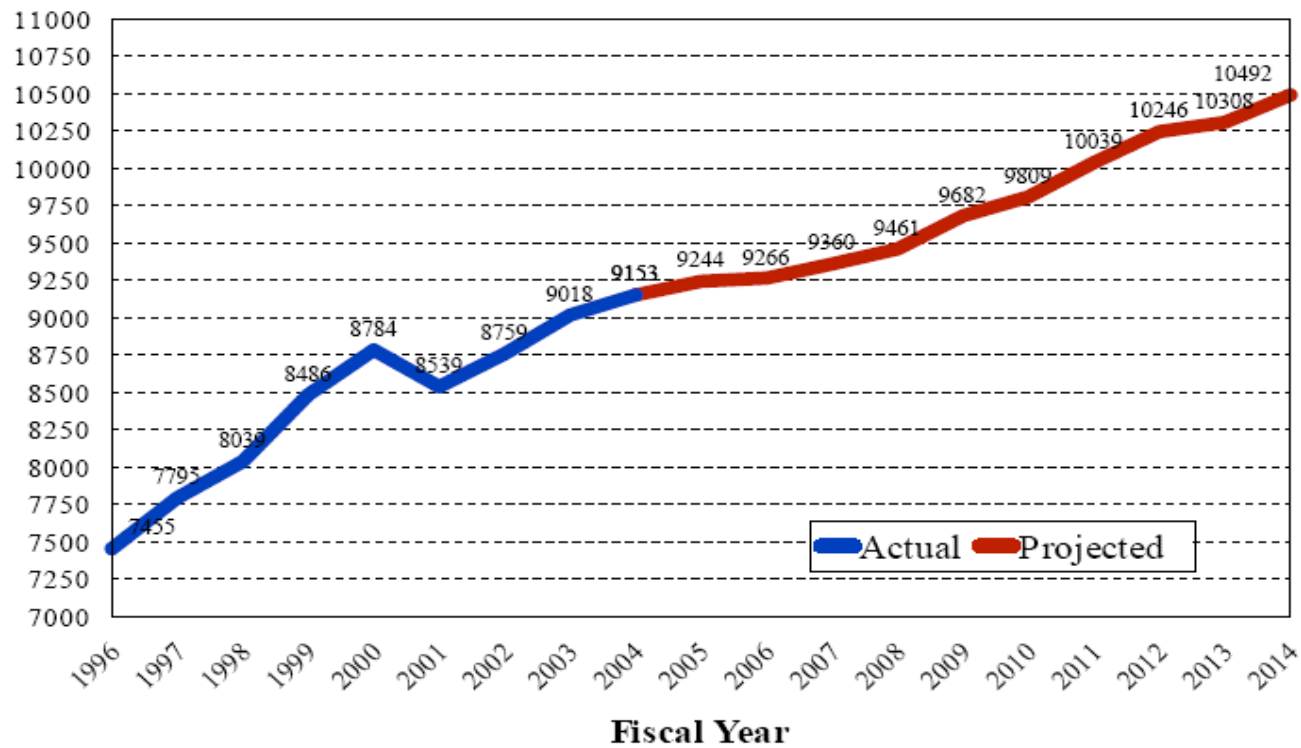
**Is program effective in
reducing recidivism?**

**More time needed to
track impact**

Source: Analysis of Sentencing Commission data by JFA

Prison Population Projection

Actual and Projected Prison Population

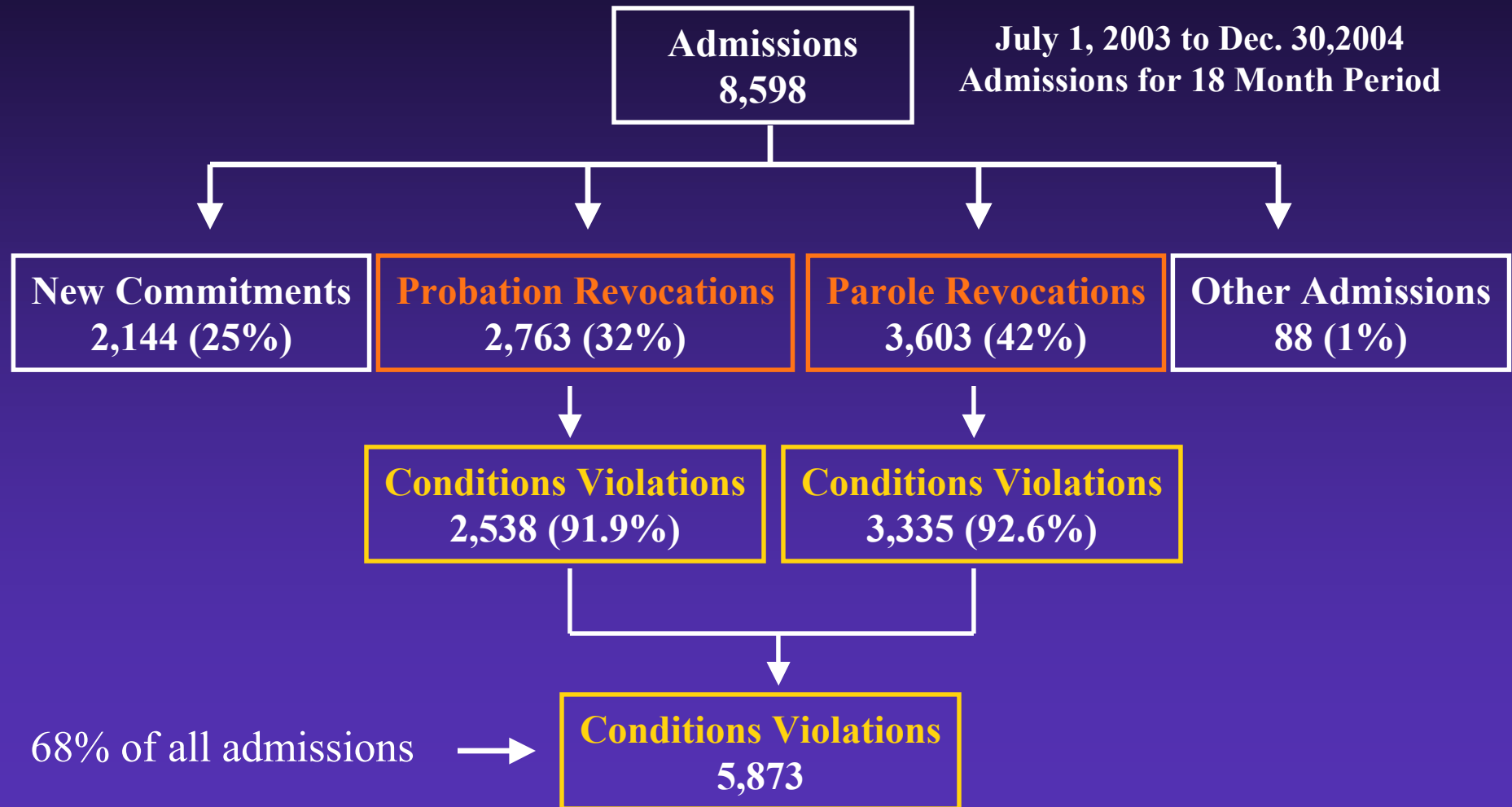


*Kansas Sentencing Commission, Fiscal Year 2005 Adult Inmate Prison Population Projections, September 2004, page 21

Overview Today

- **Prison Population Trends**
- **Use of Prison as Intermediate Sanction**
- **Window of Opportunity**
 - ✓ **To Consider Model to Reduce Revocations to Prison**
 - ✓ **To Consider Building Community Capacity to Increase Public Safety**
 - **Eric Cadora – Mapping Analysis**

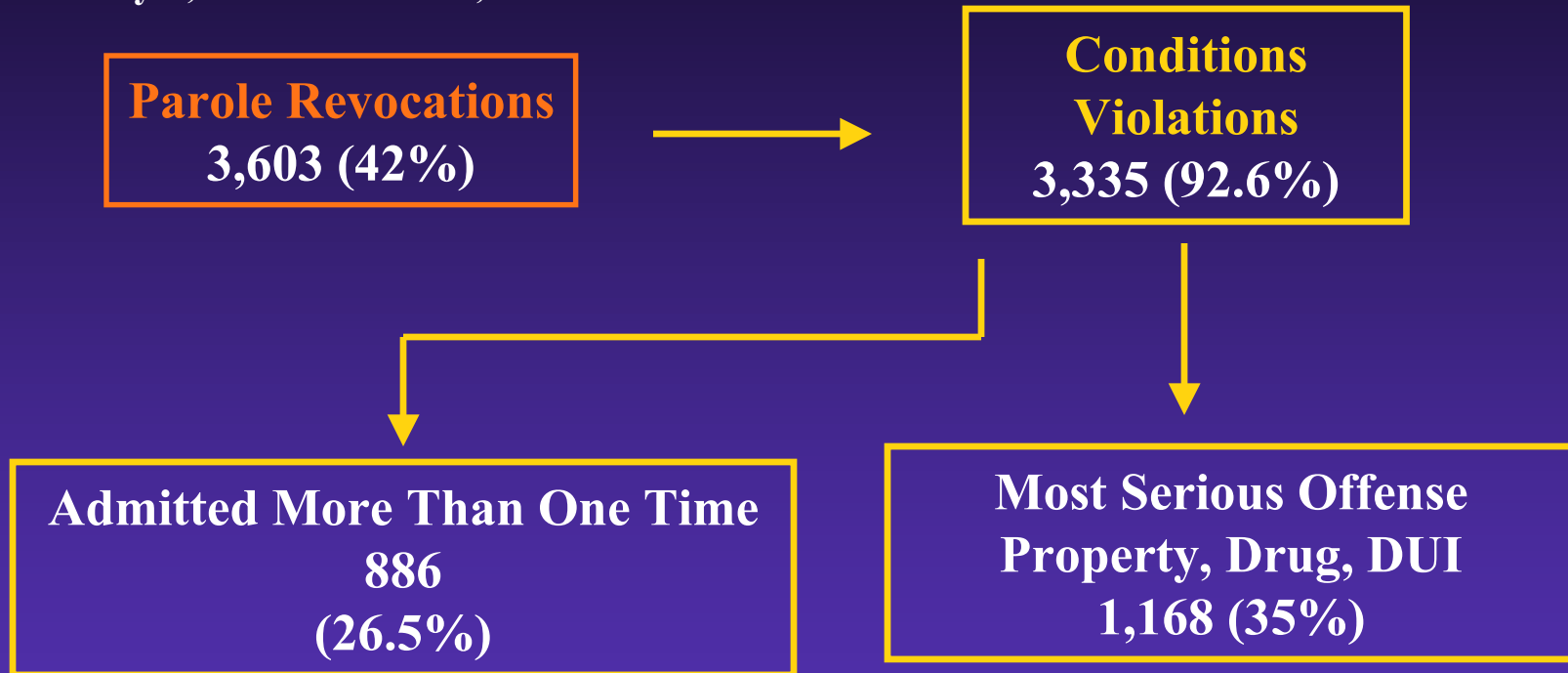
Significant Number of Revocations



Source: Analysis of DOC data by JFA

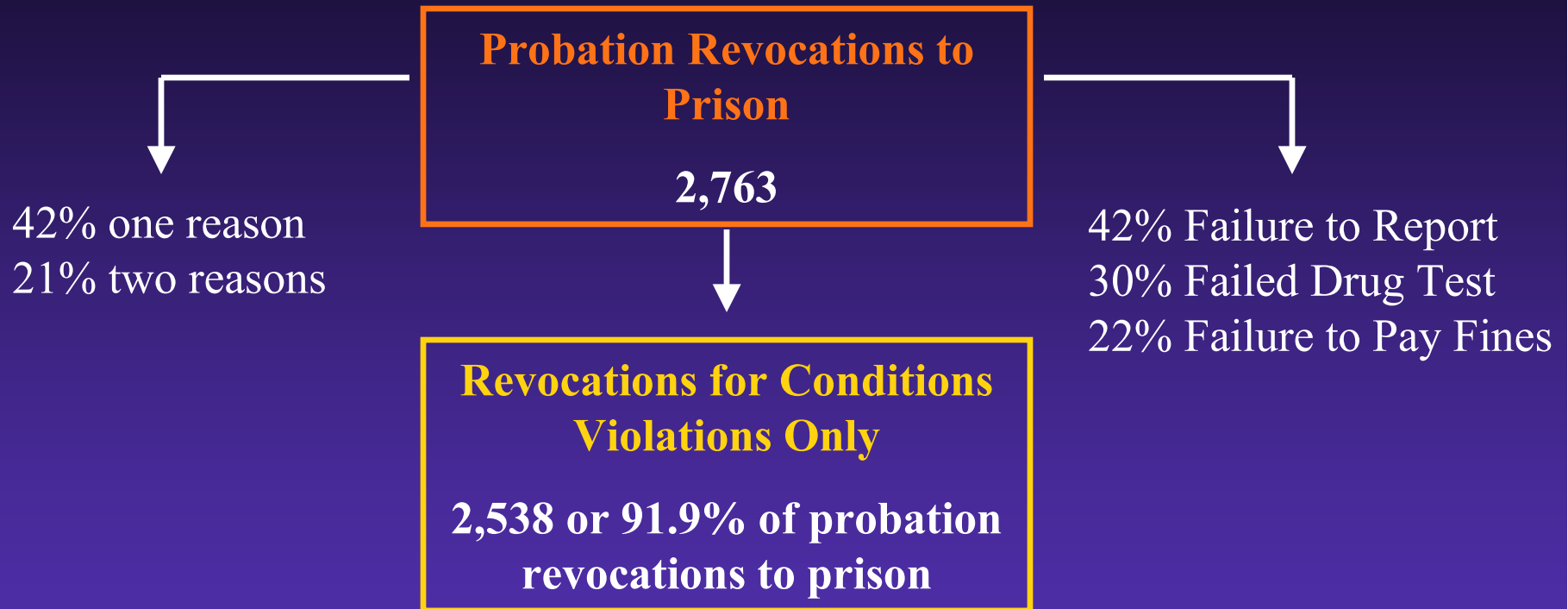
Using Prisons for Intermediate Sanctions

July 1, 2003 to Dec. 30, 2004



Close to 88% of the parolees with conditions violations will serve 6 months or less

Probation Revocations



Probation revocations to prison from AOC data and reasons for revocation from Sentencing Commission data

Most Revocations on First Hearing

**Probation Revocations for
Condition Violations Only**

2,538



Revoked on First Hearing

76% of those revoked for
condition violations



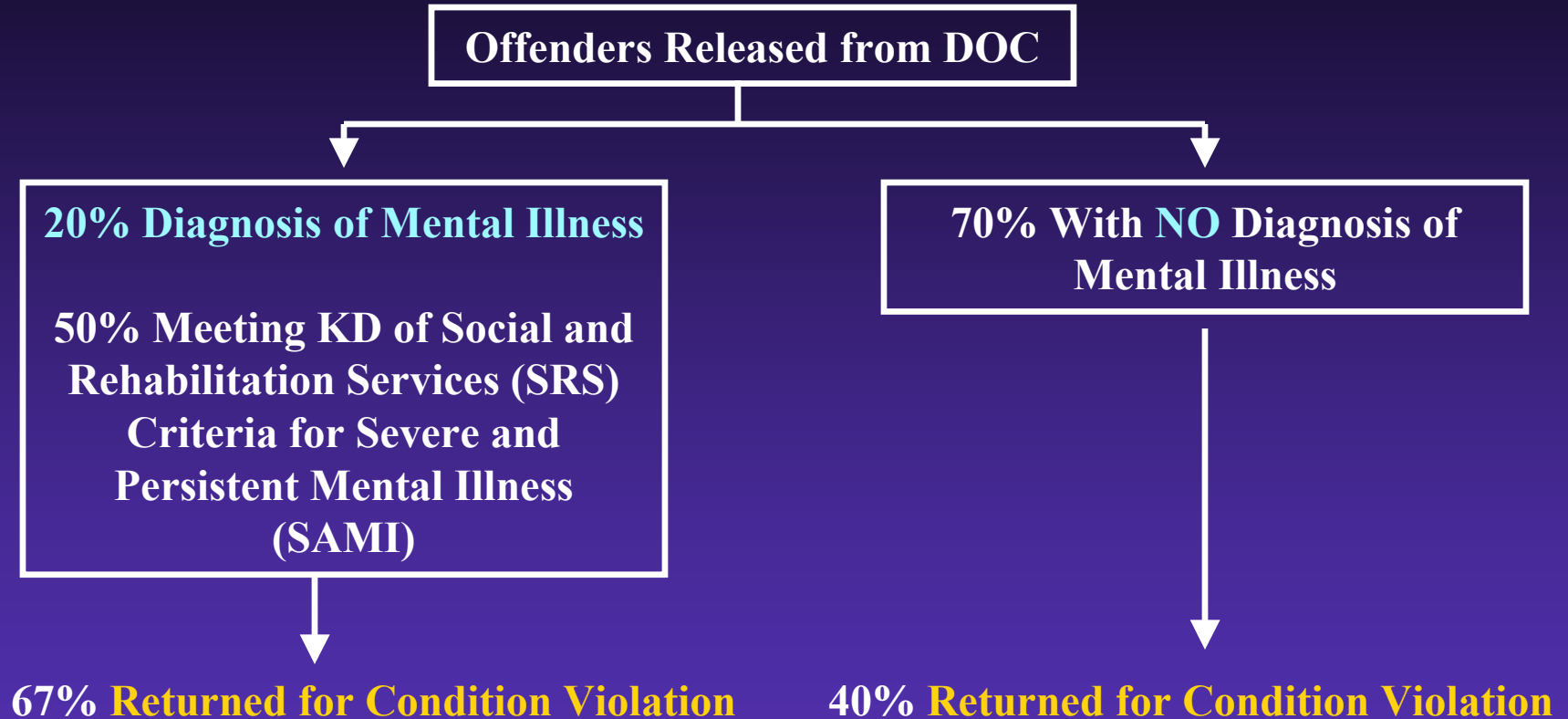
Length of Stay in Prison

Average 10 months

57% served 6 months or
less

Probation revocations to prison and length of stay from AOC data and percent revoked on first hearing from Sentencing Commission data

Impact of Mental Health Problems



1/3 of all inmates are homeless and require pre-release connections to housing/DOC releases 40 to 67 condition violators every month

Source: CSG Technical Assistance Report to Kansas, November 30, 2004

Overview Today

- **Prison Population Trends**
- **Use of Prison as Intermediate Sanction**
- **Window of Opportunity**
 - ✓ **To Consider Model to Reduce Revocations to Prison**
 - ✓ **To Consider Building Community Capacity to Increase Public Safety**
 - **Eric Cadora – Mapping Analysis**

Potential Diversion Model

Condition Violators
Low Risk/High Need Offenders



In Lieu of Prison Diverted to
Community Intermediate Punishment
Rehabilitation Initiative (CIPRI)



Elements
Community Level
Risk/Needs Assessments
Secure and/or Other Housing
Intense “Wrap Around” Services
Collaboration/Coordination
Accountability/Performance Measures

Average 6 months
participation

Prison Cost of Potential Diversion Group

Assumption: 30% of Conditions Violators Low Risk/High Need

Probation Revocations/Conditions

30% of 2,538
= 761

Parole Revocations/Conditions

30% of 3,335
= 1,000

**10 Months (300 Days) in Prison at
\$52.17 per day
= \$11,910,411**

**6 Months (180 Days) in Prison
at \$52.17 per day
= \$9,390,600**

**1,761 Offenders = \$21,301,011
LOS Prison Cost**

Potential Prison Recidivism Cost

**Condition Violators
Low Risk/High Need Offenders**
1,761 Offenders



**Assumption (No Data Available)
20% Will Recidivate to Prison with a New Sentence
Three Years After Release**

352



Cost of Staying in Prison for Average of 4.6 Years (55.4 Months)*

\$30,520,702

*Average calculated by Sentencing Commission

Scenario Comparing Costs

	Status Quo	CIPRI
Offenders Served	1,761	1,761
Cost-Per-Day	\$52.17	\$60.00
LOS	10 Months Probationers 6 Months Parolees	6 Months
LOS Cost	\$21,301,011	\$19,018,800
Three Year Recidivism Rate	20%	15%
Recidivism LOS Prison Cost	\$30,520,702	\$22,890,526
Total Cost	\$51,822,713	\$41,909,326

Potential Benefits

- **Cost Avoidance/Savings for Group**
 - ✓ \$9,913,387
 - ✓ Higher cost avoidance if costs-per-day are less and/or recidivism reduction is better and vice versa
- **Annualized Prison Capacity Impact**
 - ✓ Approximately 750 beds available for other uses
 - Assumption that no facilities will be closed
- **Prison Management Perspective**
 - ✓ Prison case workers and pre-release staff can concentrate on longer term offenders
 - ✓ More classification/program flexibility by operating at lower capacity level
- **Public Safety**
 - ✓ Lower recidivism for group diverted
 - ✓ Community capacity to address local problems

Cost Avoidance Per 100 Offenders



Overview Today

- **Prison Population Trends**
- **Use of Prison as Intermediate Sanction**
- **Window of Opportunity**
 - ✓ **To Consider Model to Reduce Revocations to Prison**
 - ✓ **To Consider Building Community Capacity to Increase Public Safety**
 - **Eric Cadora – Mapping Analysis**

Thank You