

**National Institute of Corrections/Council of State  
Governments: Technical Assistance to Improve  
Collaboration Between Corrections and Mental Health**

**Orange County, Florida**

**Review of Research Results and  
Suggestion for Next Steps**

**Dr. Tony Fabelo  
Monica Anzaldi  
*CSG/The JFA Institute***




# Overview

- **Review of September 28/29, 2005 Site Visit**
- **Review of Process Issues and Next Steps**
- **Review of Outcomes and Strategies to Increase Effectiveness**

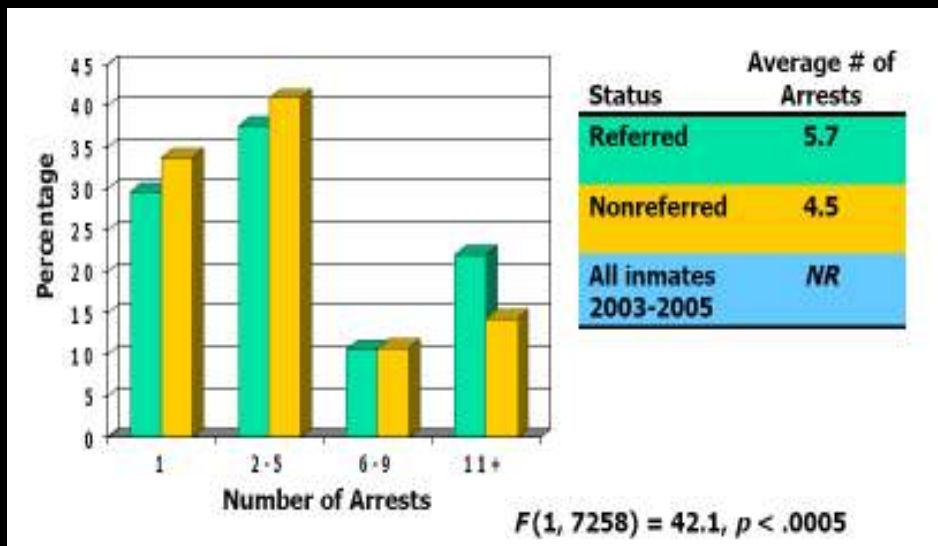

# Goals of September 2005 Site Visit

- **Set strategy to identify target population and impact of process issues related to MH PTR**
  - Booking, screening and referral process and numbers
  - Characteristics of population
- **Set strategy to conduct outcome evaluation of MH PTR**
  - “Retrospective” data collection
  - Outcomes related to re-arrests, re-admissions, jail time and clinical outcomes
- **Set strategy for program tracking system**

# Kofler Conducted Extensive Research Working With Jail and Lakeside Staff and Guided by TA Team



# Kofler's Reports Analyzed Variables Impacting the Program



- Population Profile
- Arrest Information
- Time in Program
- Statistically Significant Variables
- Program Outcome Measures
- Recommendations

# Overview

- **Review of September 28/29, 2005 Site Visit**
- **Review of Process Issues and Next Steps**
- **Review of Outcomes and Strategies to Increase Effectiveness**

# TA Team Perspective on Kofler's Research – Process Issues

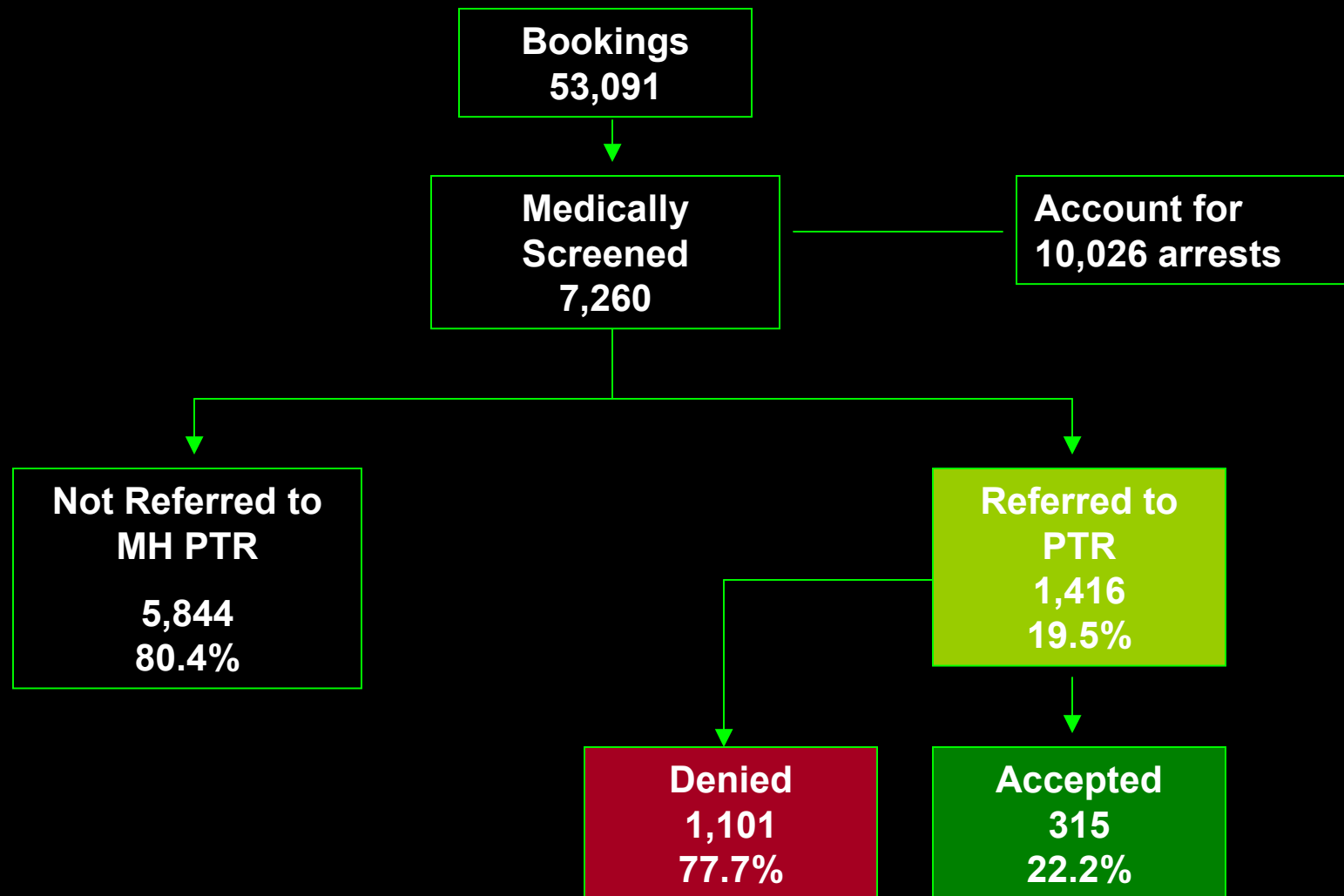
**Process  
Issues**

```
graph LR; A[Process Issues] --> B[Can we tease from the analysis process issues that need to be further examined?]
```



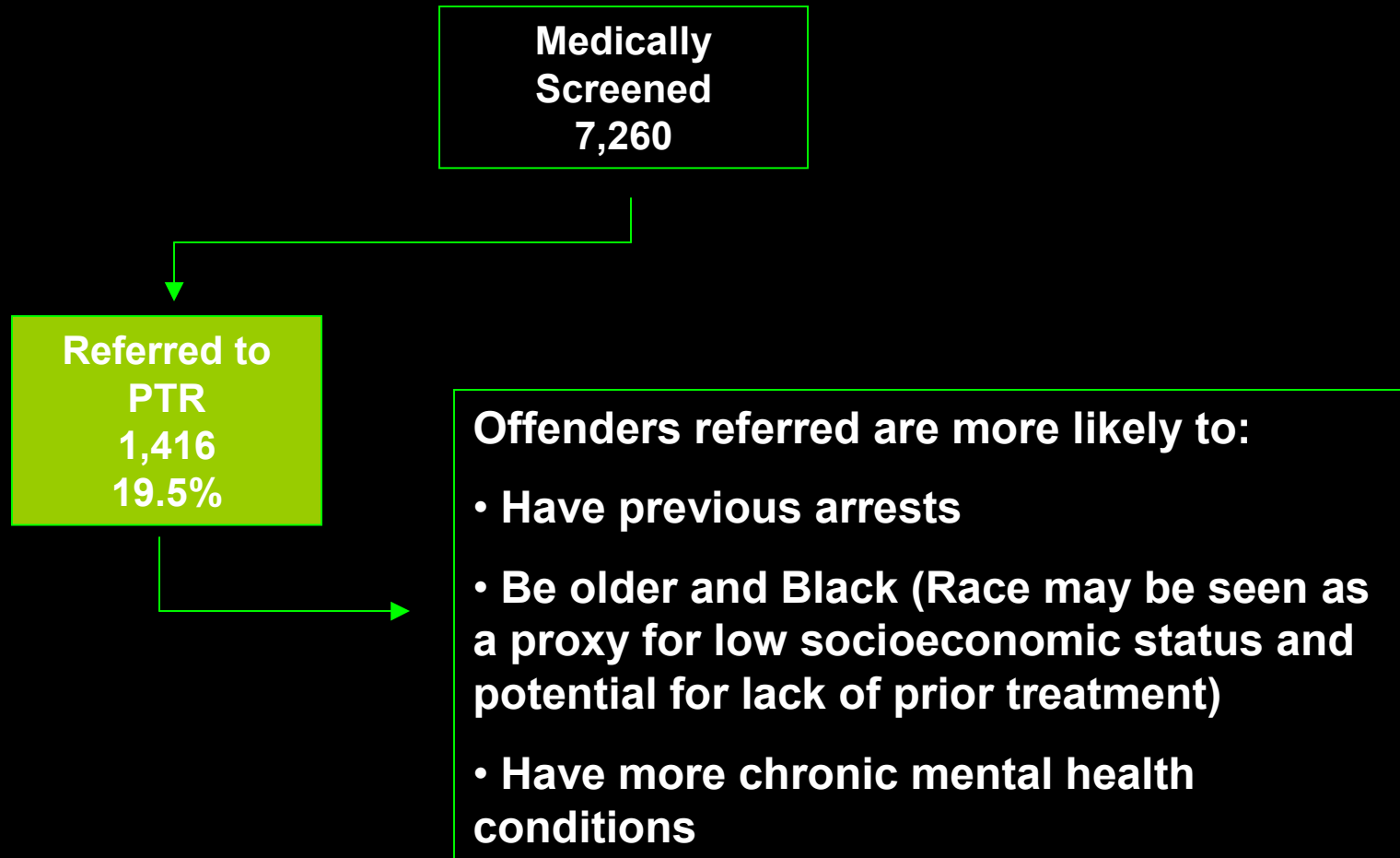
**Can we tease  
from the  
analysis  
process issues  
that need to be  
further  
examined?**

# A Small Percentage of Offenders Medically Screened Are Referred to MH PTR and Less Than One-Fourth Are Accepted

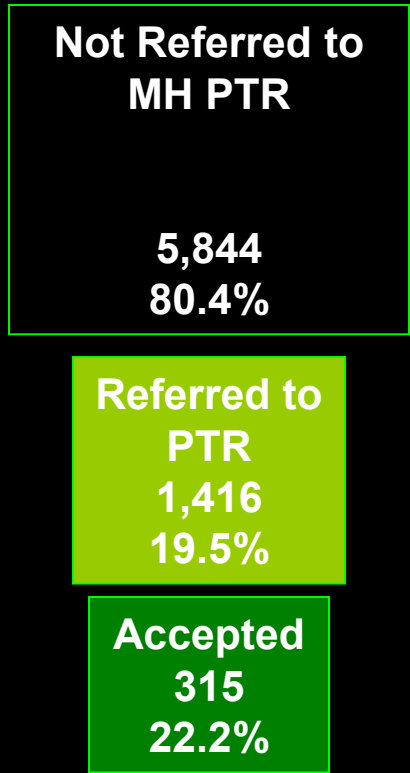




# Individuals Referred to Program and Accepted to Program Are Similar Along Key Characteristics



# Low Percentage of Accepted Cases May Be Driven by Capacity But a Process Review May Reveal Ways to Improve Screening



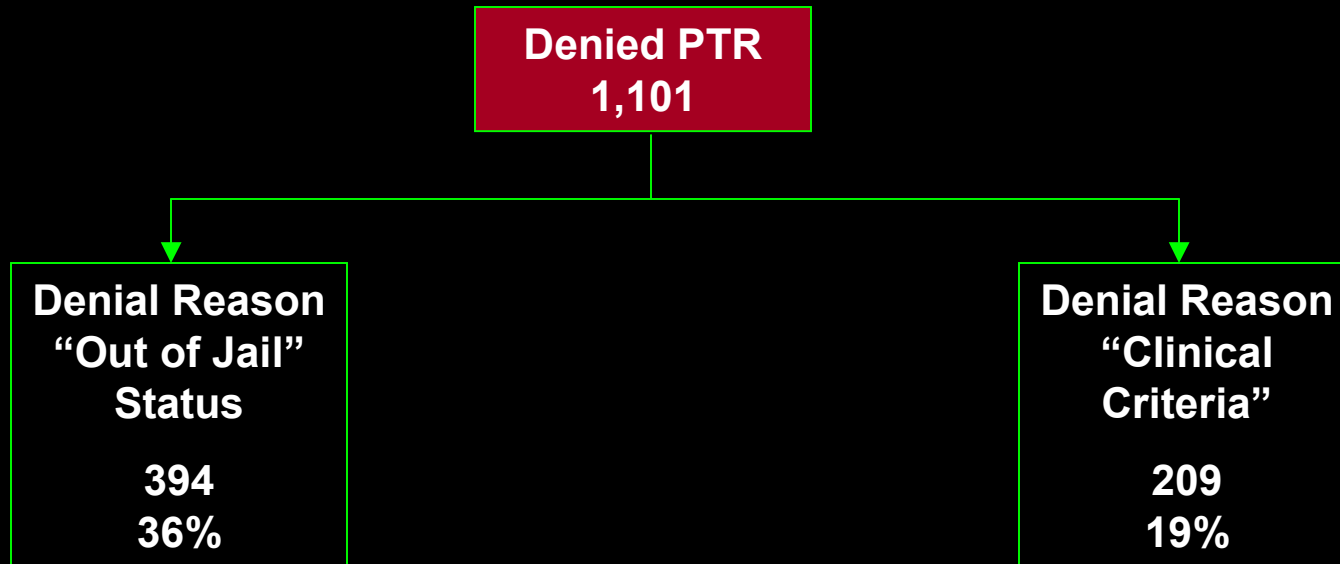
Kofler's research suggest that:

- Population that can be referred and accepted can substantially increase
- Increased capacity and screening staff is necessary to accomplish this

**Additional number that could be referred and accepted**  
**1,316**

**Additional number that is likely to be successful**  
**711**

# Cases Denied Because of Release or Clinical Criteria Should Be Further Analyzed



## Kofler's Research Suggest Need to Examine Process Issues

5.9 to 9.6 days before referral is received


31 to 38 in days in jail for those accepted

## Kofler's Suggestions

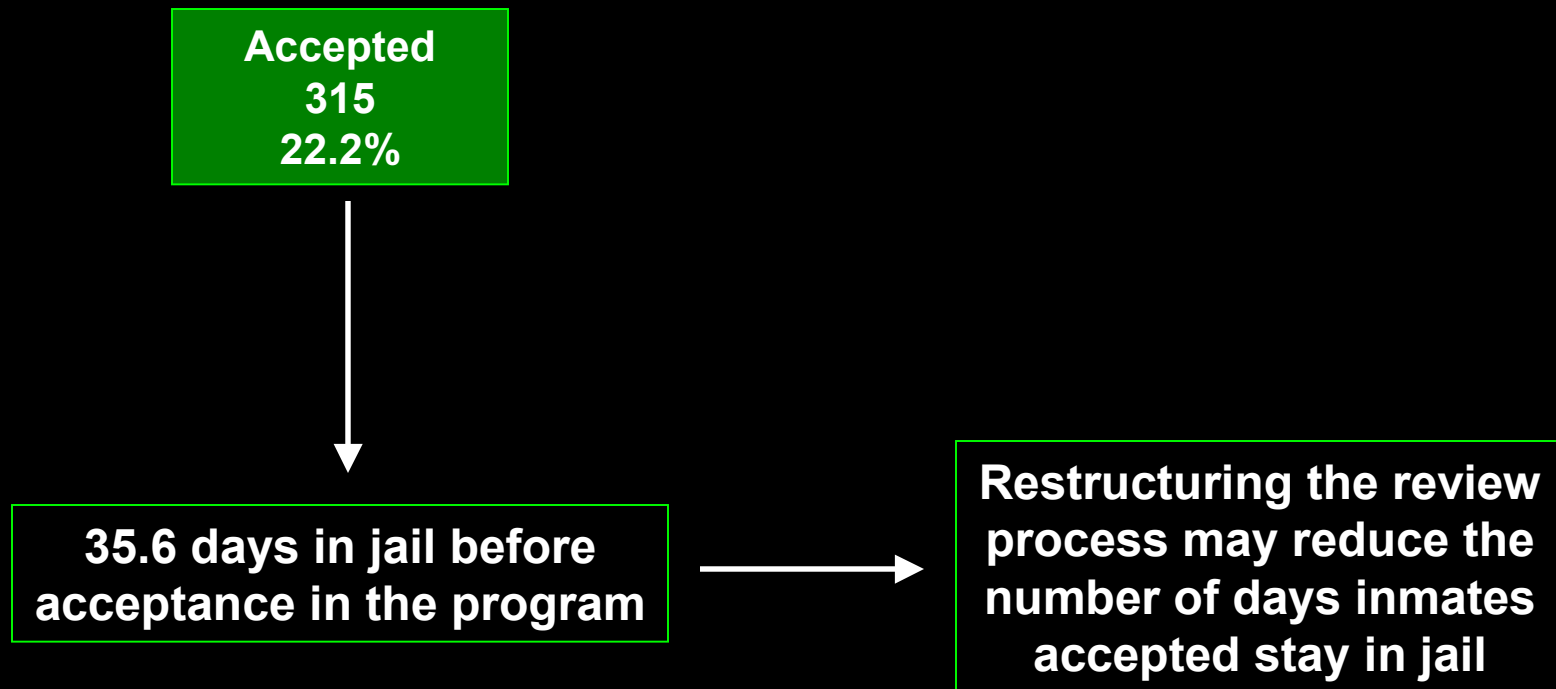
Generate daily report listing inmates meeting criteria

Streamline handoff to Lakeside

# All Denial Reasons



# Accepting Inmates More Quickly Into the Program Will Reduce Jail Costs and Increase Effectiveness



# Next Steps

- **Conduct process review to:**
  - Determine if criteria for program should be modified
  - Examine processing issues that increase days in jail before program acceptance
  - Analyze use of screening and assessment tools
  - Determine how different courts use process and criteria
  - Determine screening and program capacity needed to expand the number of participants in program

# Overview

- **Review of September 28/29, 2005 Site Visit**
- **Review of Process Issues and Next Steps**
- **Review of Outcomes and Strategies to Increase Effectiveness**

# TA Team Perspective on Kofler's Research – Outcomes

**Outcome  
Issues**

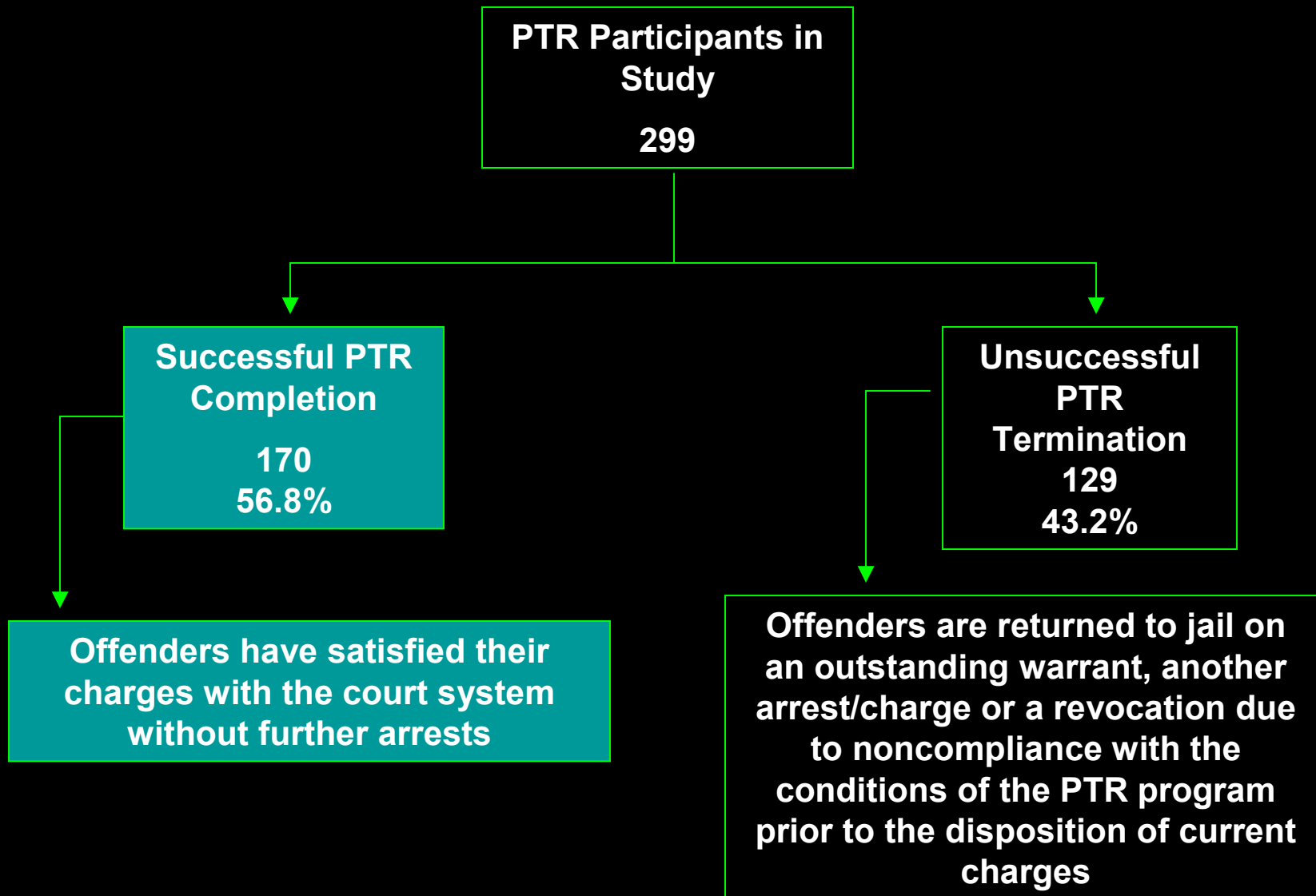


**Are the outcomes  
achieved cost-  
effective?**

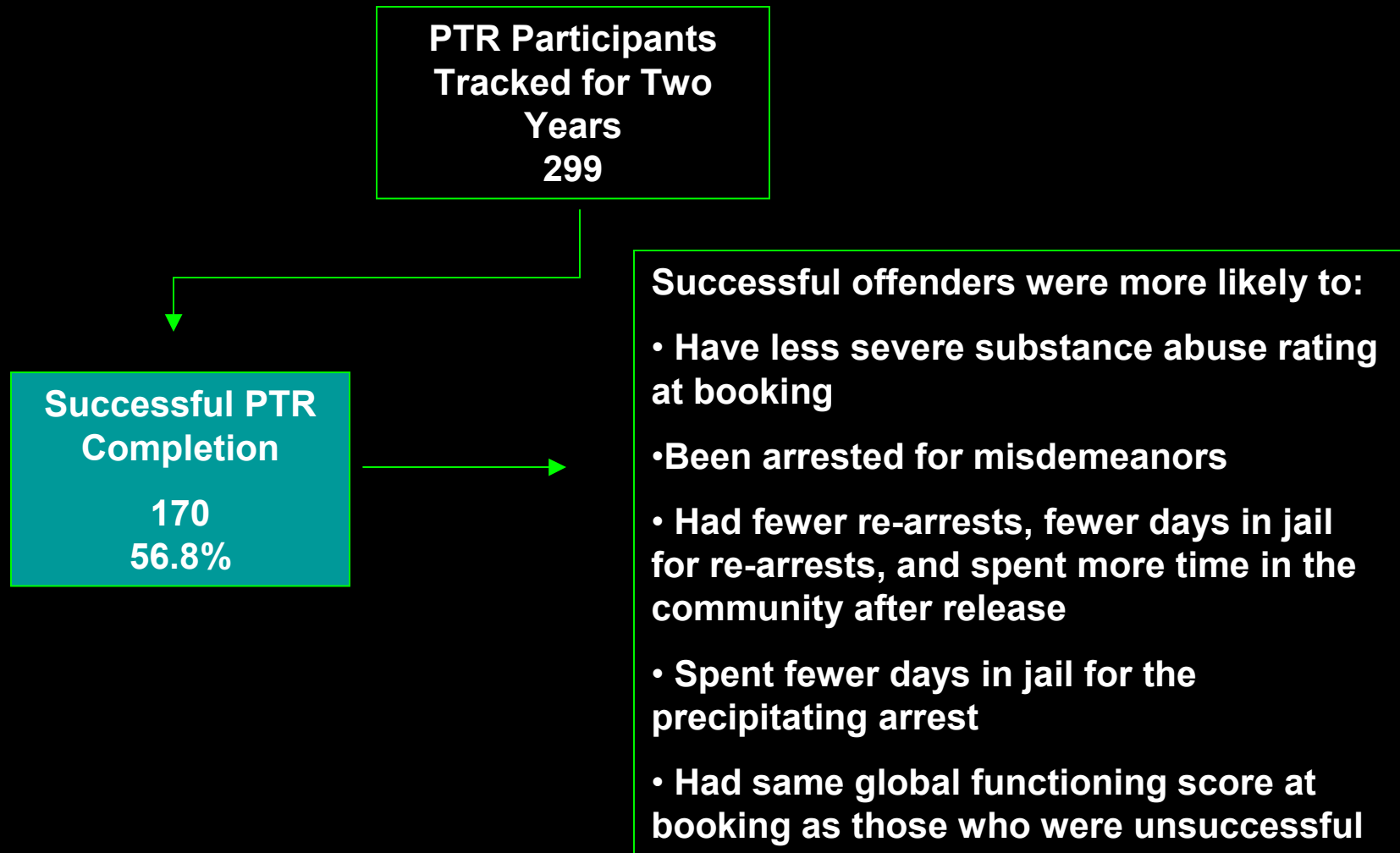
**Is the analysis  
suggesting areas to  
examine to improve  
effectiveness?**




# Over Half of PTR Participants Tracked Completed the Program Successfully as Defined by Lakeside



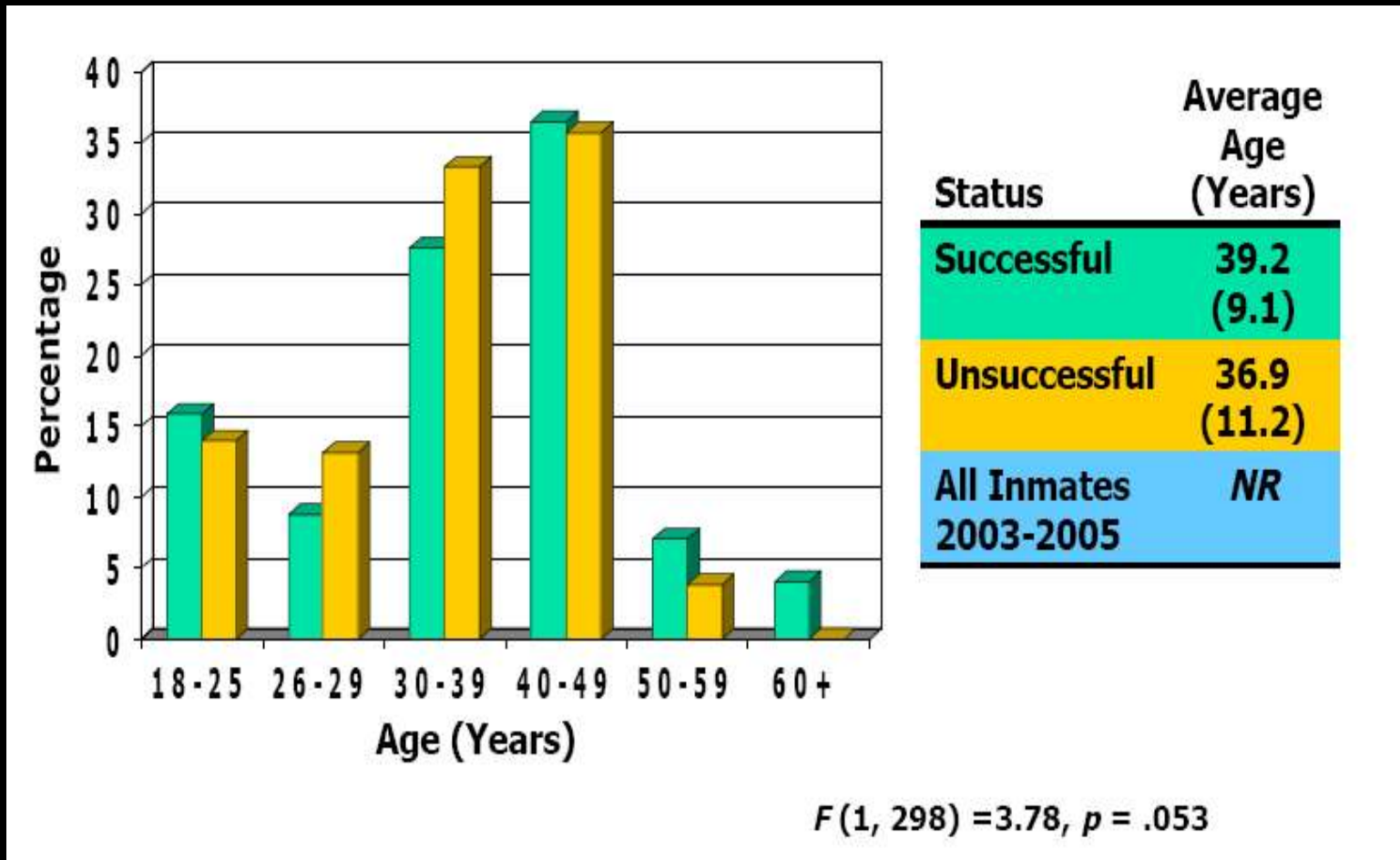
# Successful Group Has Same Severity of Mental Illness as Unsuccessful Group But Tend to Be Misdemeanants with Less Severe Crime Records



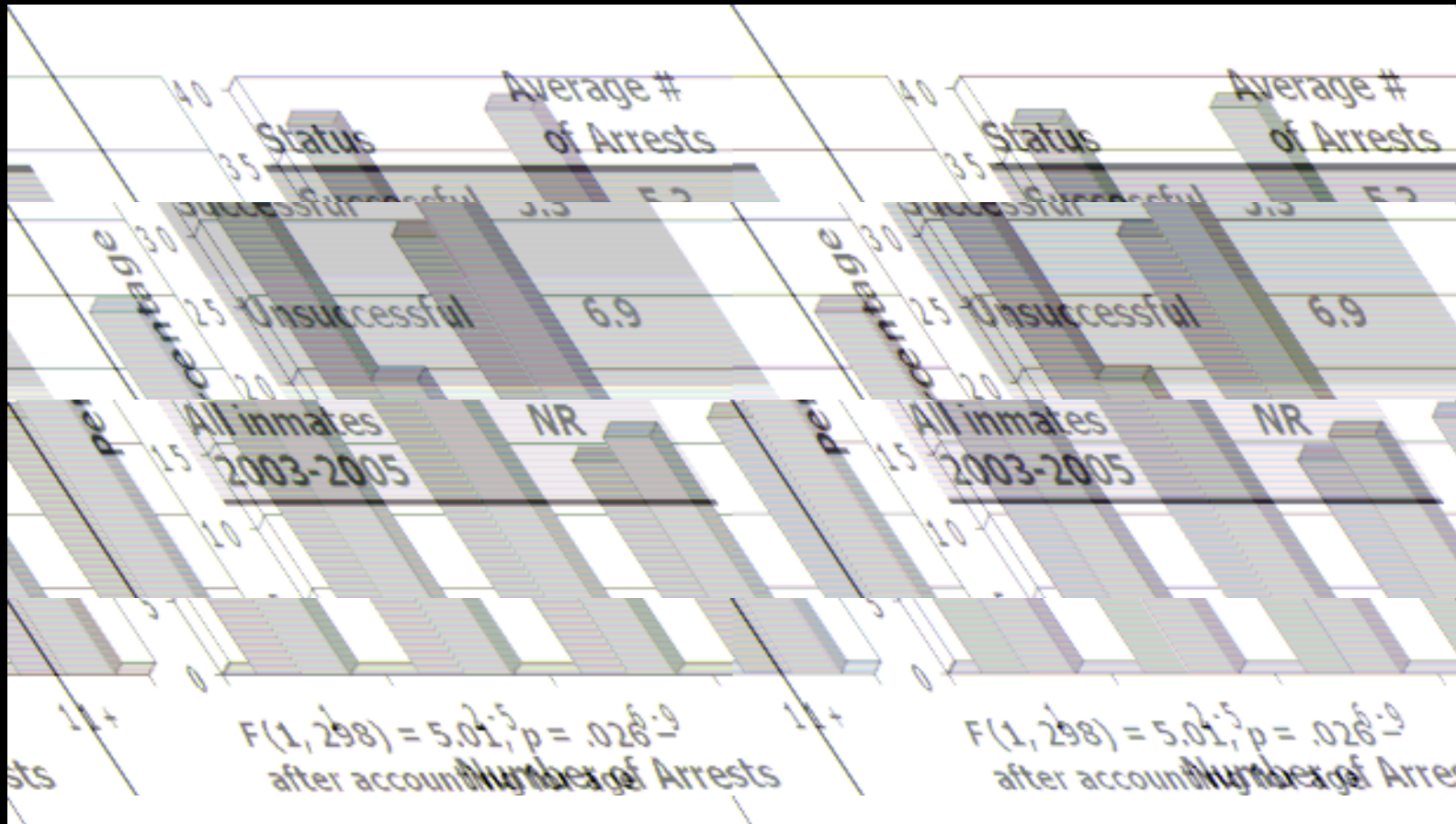
# Unsuccessful Group Participated for Almost Two Months in the Program While Successful Participated Almost Three Months




# Successful Participants Were Also Older at Time of Precipitating Arrest Than Unsuccessful Participants



# Successful Participants Had Fewer Orange County Arrests Since 1988 Than Unsuccessful Participants



# Accepted Inmates Were More Likely to Be Successful When Released to Lakeside Inpatient Than Outpatient



# Outcome Tracking

**Precipitating  
Arrest (Arrest of  
admission to jail)**




**18 Months Later**



**Tracked During This Period**

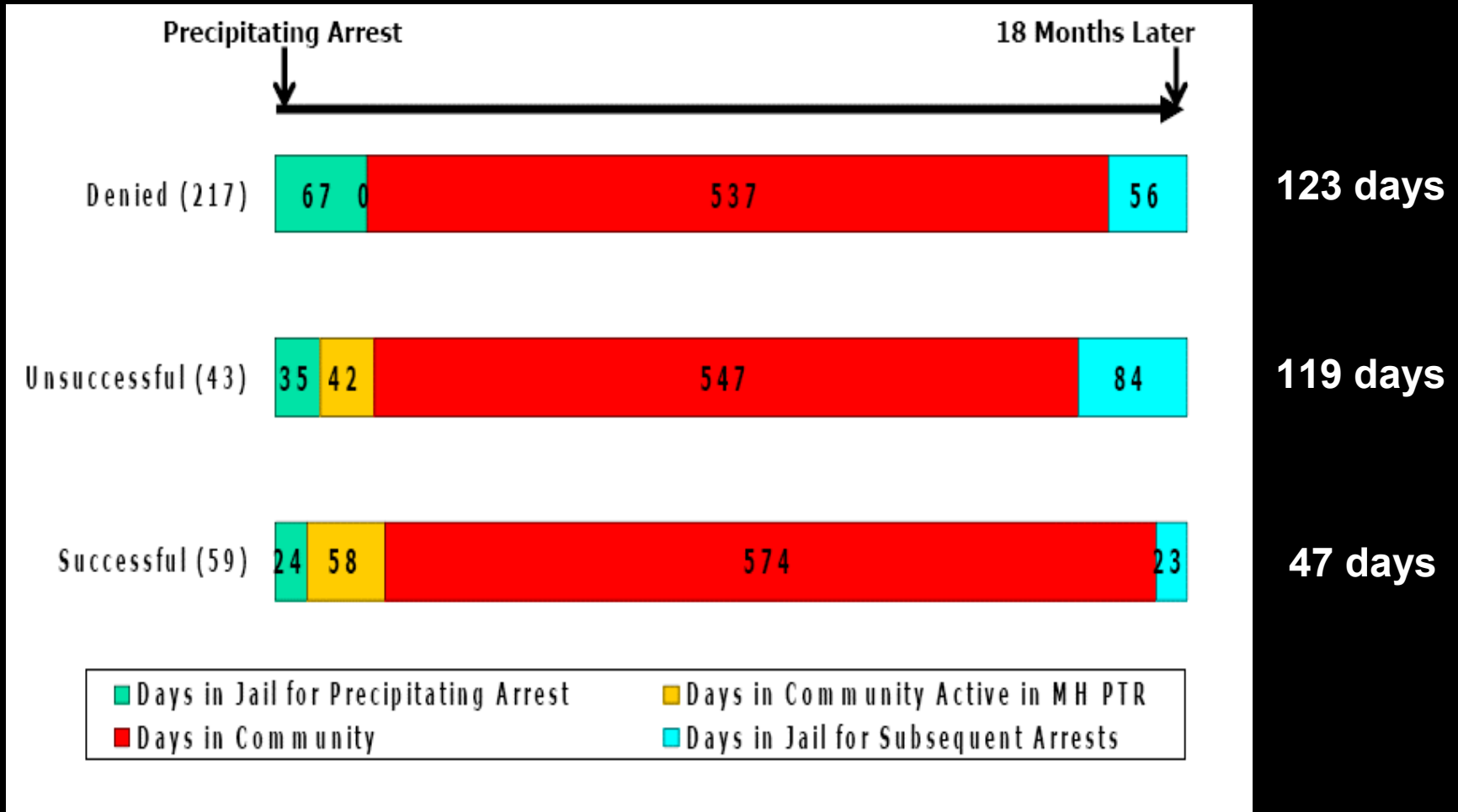
**Number of arrests  
Jail days  
Program days  
Number of Days in community**

# Successful Participants Had Fewer Re-Arrests Eighteen Months After Participation





# Successful Participants Have Fewer Jail Days During Eighteen Month Follow-up



# Estimated Jail and Program Cost During Follow-up for Each Group

Group	#	# Days in Jail	Jail Cost at \$68.73 Per Day*	# Days In Program	Program Cost at \$65 Per Day**	Total Cost for Group During 18 Month
Denied	217	123	\$1,834,472	0	0	\$1,834,472
Unsuc	43	119	\$351,691	42	\$117,390	\$469,081
Suc	59	47	\$190,588	58	\$222,430	\$413,018

\*Orange County, Florida. "Chairman's Jail Oversight Commission: Final Report" April 22,2002, page 33, per diem cost for FY 2000/2001

\*\*As calculated based on most recent contracted rate

Note: Jail per diem cost for mentally ill population should be higher than average per diem due to higher costs related to this population


# Average Cost Per Offender in Each Group Shows That the Successful Group Cost Less Than the Denied and Unsuccessful Group

Group	#	Total Cost for Group During 18 Month	Average Cost for the Period
Denied	217	\$1,834,472	\$8,454
Unsuccessful	43	\$469,081	\$10,909
Successful	59	\$413,018	\$7,000

## NOTES

- Cost differential may or may not equate to actual savings in jail costs during this period as the production of savings is affected by other interrelated factors like the size of the group, ability to impact recurring jail costs and projected growth
- Avoiding additional costs may be a significant financial benefit under certain circumstances

# Successful Inmates Averaged The Fewest Number of Re-arrests for Drugs, Violent Felonies, Against Persons



# Next Steps

- **Conduct case review of successful and unsuccessful participants to:**
  - **Develop more comprehensive program termination codes that can be used for further tracking and research**
  - **Determine early indicators of potential program failure**
    - **Determine “relapse” strategy that can reduce jail utilization days for program participants and reduce negative completions for certain types of low level arrests**

## Next Steps (cont.)

- **Add substance abuse treatment to program protocol**
  - Successful inmates were rated as having less severe substance abuse problems than all other groups
- **Assess medication type and regimen for complexity and compliance**
  - Not clear why unsuccessful inmates require more frequent med clinic visits despite no differences in illness chronicity or acuity

## Next Steps (cont.)

- **Review other program factors**
  - Use of Lakeside inpatient
  - Case management service process
  - Frequency of group therapy
  - Medication clinic “no show” procedures
  - MH PTR liaison procedures

## Next Steps (cont.)

- **Conduct budget/expenditures review to:**
  - Refine and agree on a cost-per-day figure for the program and jail
  - Determine other potential costs that should be considered and develop related cost figures and tracking of indicators
    - Example, mental health hospitalization



# Next Steps (cont.)

- **Set up tracking mechanism to:**
  - **Monitor people after they are referred to MHPTR program**
    - **Include the type of treatment people admitted to MHPTR program receive and their outcomes**
  - **Match jail and Lakeside records on key variables to create a seamless record**
    - **Consider matching and adding information from prior contacts in the public mental health system**

# Summary

**First Research Shows Program to Be Effective in Terms of Reducing Cost/Maintaining Public Safety**

**Areas to Review to Increase Effectiveness**

**Expedite Referral and Acceptance Process to Reduce Jail Days**

**Reduce number of unsuccessful completions or reduce days in program of unsuccessful participants**

**Modify program selection criteria and/or program design to refer and select offenders that may consume more jail days**

**Modify intervention to further reduce the re-arrests of program participants**

**Thank You**